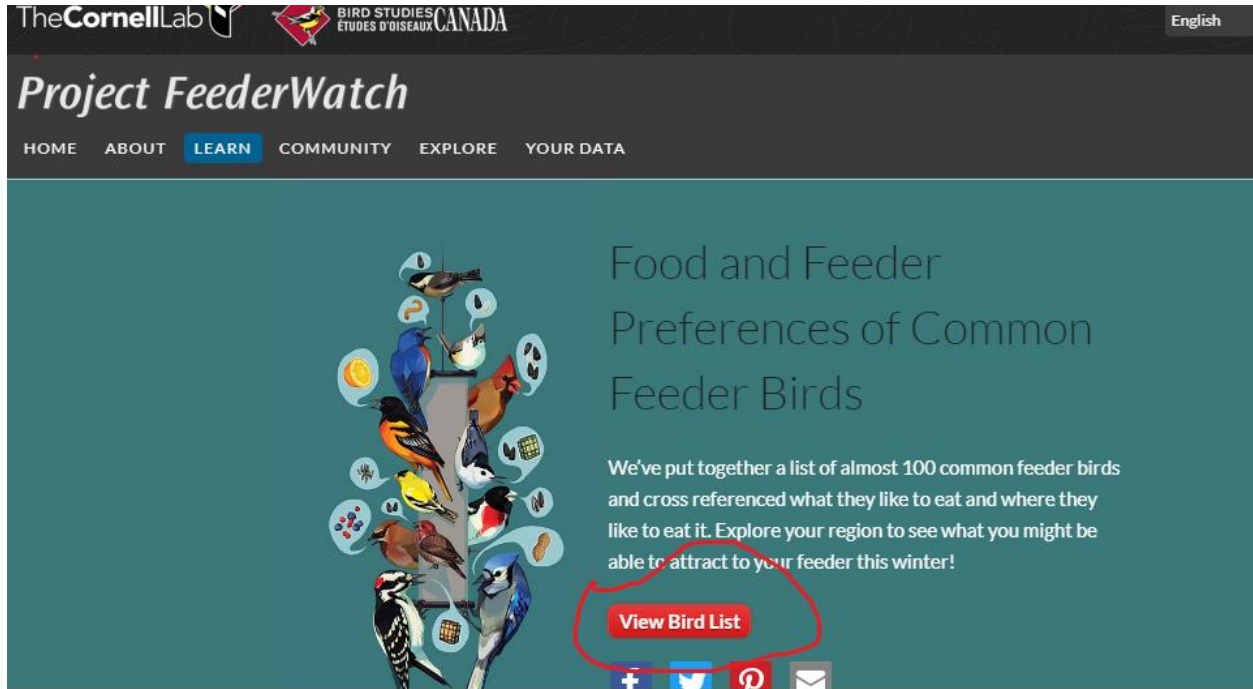


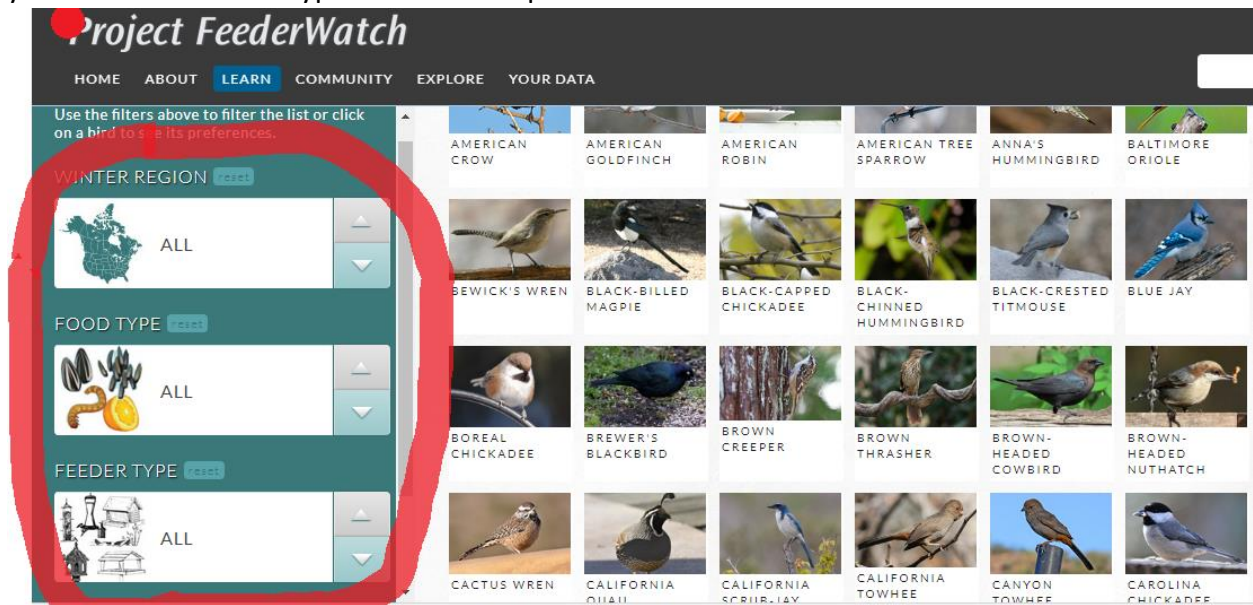
# How To Use the Bird Apps

## Feeder Watch Website

1. Follow the link: <https://feederwatch.org/learn/common-feeder-birds/>
2. Click on the red tab View Bird List.



3. Use the filters (Region, Food Type, Feeder Type) to explore which birds would be found in your area or with the type of feeder we plan to use.



4. To hear specific bird calls and watch videos, click on the picture of the bird you'd like to learn more about. Scroll to the bottom of the page to the link that says Visit the All About Birds page about this bird and click on the link.

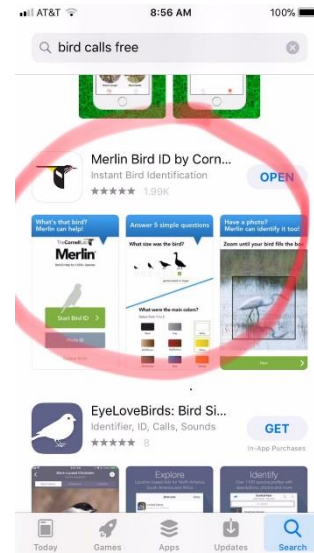
The screenshot shows a sidebar with filter options: "REGION" (set to "ALL"), "TYPE" (set to "ALL"), and "FEEDER TYPE" (set to "ALL"). The main content area displays various bird feeders and food items: "Black Oil Sunflower Seeds", "Mixed Sunflower Seeds", "Millet", "Milo", "Mealworms", "Large Tube Feeder", "Suet Cage", "Large Hopper", "Platform", and "Ground". At the bottom, a blue link reads "Visit the All About Birds page about this bird", with a red arrow pointing to it from the right.

5. In the menu at the top of the page, find the icon Sounds. It will take you to a video of that bird in action, singing it's heart out!

The screenshot shows the "All About Birds" page for a "Blue Jay Identification". The page header includes "The Cornell Lab of Ornithology" and "Join Us". The main title is "Blue Jay Identification". Below the title is a navigation menu with icons for "Overview", "ID info", "Life History", "Maps", and "Sounds". The "Sounds" icon is circled in red. Below the menu are three images: a close-up of a Blue Jay's head, a Blue Jay in flight, and a video player showing a Blue Jay.

# Merlin Bird App

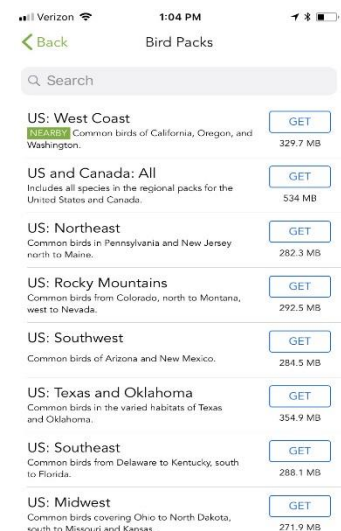
1. On your smartphone, go to the App Store and search for the Merlin Bird ID app.




2. Once it has downloaded on your phone, open the app and choose the option to Explore Birds.



3. You will need to download a "Bird Pack" to have a database of birds to choose from.



4. Once that has been installed, use the search bar to find a bird that you would like to hear. You can also scroll down the list provided.



5. Each bird will have a Sounds option that you can click on to hear it's call.

